

EVL2 SERIES

EV charger pedestals with cable retractor for EV100, EV200, EV250, EV350, EV400 EV800 & EV3100



RUGGED, UNIVERSAL, ECONOMICAL.

Gateway 360's Universal Pedestal is the perfect field installable pedestal solution using GWI wall mount EV chargers. The pedestal is the ideal choice for parking lot installations.

FEATURES

- Slim, modern profile
- Compatible with all Gateway 360 EV100, EV200, EV250 300, EV350, EV400, EV800 and EV3100 product lines
- Operates as a single, back-to-back, side by side and quad mounted pedestals with no additional kit necessary for two stations.

- Hot-dipped galvanized steel with epoxy powder coat for environmental durability.
- ADA height and reach compliant.
- Pedestal doubles as an electrical raceway with two grounding lugs

ORDERING INFORMATION

Part number example

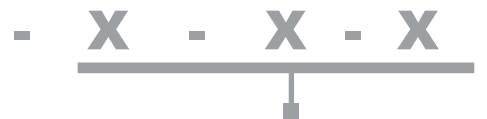
GW-EVL2-P-BB-CM

Back-to-back EV charging pedestal with cable management

GW-EVL2-P - BB - CM

CONFIGURATION	
BB	Back to Back
SP	Singe Pedestal
SS	Side by Side

CABLE MANAGEMENT	
Blank	None
CM	Cable Management

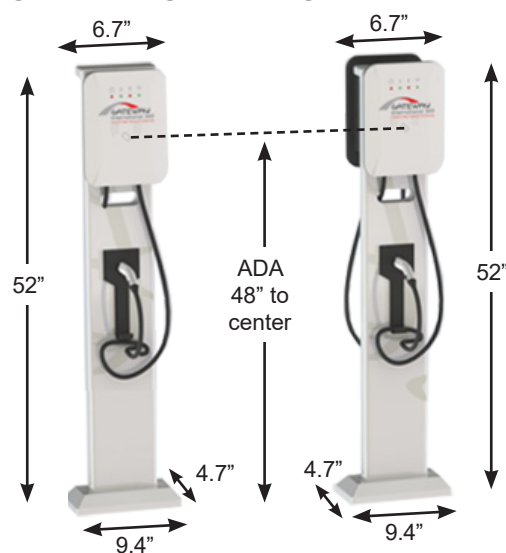


MTO OPTIONS	

Note:

Hardware not included
Shown with EV100 for illustration purposes


GW-EVL2-P-SP




GW-EVL2-P-BB




GW-EVL2-P-BB-CM



GW-EVL2-P-SS-CM



GW-EVL2-AP



Adapter plate required when installing EV200, EV250, EV300, EV350, EV400, EV800 and EV3100



EVL2 SERIES

Pedestal adapter plate for EV200, EV250, EV300, EV350, EV400 & EV800 EV chargers



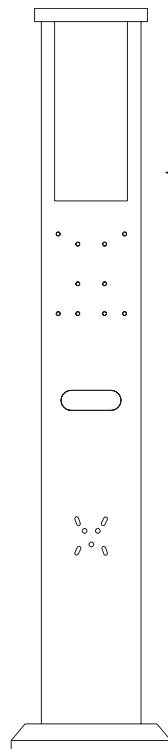
ORDERING INFORMATION

GW-EVL2-AP

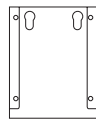


FEATURES

- Compatible with the following pedestal models - GW-EVL2-P-SP, BB, BBSS, BB-CM, SS-CM
- Used for mounting EV200, EV250, EV300, EV350, EV400 and EV800 product lines
- Hot-dipped galvanized steel with epoxy powder coat for environmental durability.



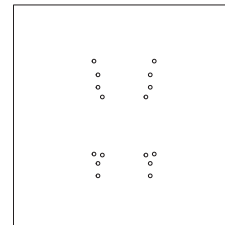
GW-EV100 WALL MOUNT



HOLE PATTERN (C)

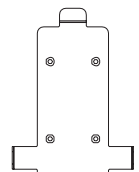
Using supplied hardware, mount EV100 mounting plate to pedestal

GW-EVL2-AP ADAPTER PLATE



Attach the adapter plate to the EV100 wall mount

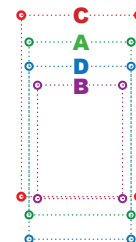
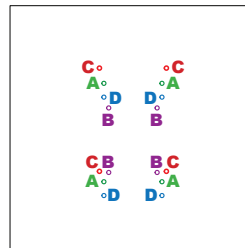
WALL MOUNT (VARIOUS MODELS)



HOLE PATTERNS (A, B, D)

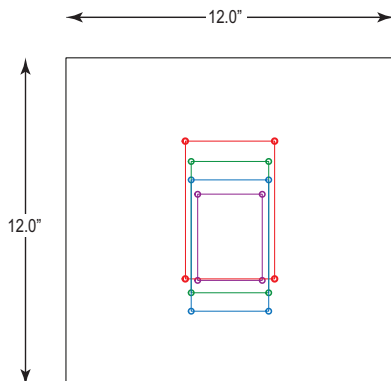
Align and attach EV charger wall mount to adapter plate

ADAPTER PLATE MOUNTING KEY




- A ■ EV300, EV350, EV400**
- B ■ EV200, EV250, EV3100**
- C ■ ADAPTER PLATE TO EV100 MOUNTING PLATE**
- D ■ EV800**

DIMENSIONS



PEDESTAL OPTIONS

GW-EVL2-P-SP



GW-EVL2-P-BB



GW-EVL2-P-BB-CM



GW-EVL2-P-SS-CM



EVL2 SERIES

EV charger pedestals with cable retractor for EV300, EV350 & EV400



RUGGED, UNIVERSAL, ECONOMICAL.

Gateway 360's Universal Pedestal is the perfect field installable pedestal solution using GWI wall mount EV chargers. The pedestal is the ideal choice for parking lot installations.

FEATURES

- Slim, modern profile
- Supports two stations and two 120V outlets per pedestal.
- Compatible with all Gateway 360 EV300, EV350 and EV400 product lines
- Operates as a single, back-to-back, side by side and quad mounted pedestals with no additional kit necessary for two stations.
- Hot-dipped galvanized steel with epoxy powder coat for environmental durability

- ADA height and reach compliant.
- Pedestal doubles as an electrical raceway with two grounding lugs
- Optional 120V Ground Fault Receptacle Kit available part number **GW-EVPK-SP**, **GW-EVPK-DP** and **GW-EVPK-QP** Each pedestal can accommodate one or two receptacles.

ORDERING INFORMATION

Part number example

GW-EVL2-P-BB-CR

Back-to-back EV charging pedestal with cable retractor

GW-EVL2-P - BB - CR - X - X - X

CONFIGURATION	
BB	Back to Back
SP	Single Pedestal
SS	Side by Side

CABLE MANAGEMENT	
CR	Cable Retractor
CR80	Cable Retractor 80A

MTO OPTIONS	

DIMENSIONS

